

SOFTWARE | HARDWARE | SERVICE

UTC RETAIL™

4170 POS System

4170 User Guide

Thank you for selecting UTC RETAIL's innovative Model 4170 Point of Sale solution!

This guide is designed to acquaint you with the features and functionality of the 4170 Point of Sale System.



4170 POS System User Guide

All rights reserved. No part of this document may be reproduced, stored in a retrieval system, or transmitted in any form or by any means, electronic or mechanical, including photocopying, recording, or otherwise, without the prior written permission of UTC RETAIL.

This User Guide was prepared by UTC RETAIL for use by Qualified Service Personnel only. All attempts have been made to ensure that the information presented in this manual is correct. No liability, expressed or implied, will be assumed by UTC RETAIL, its dealers, or affiliates, for damage resulting from the use of this information.

If a unit needs to be shipped to UTC RETAIL for repairs, please return it in the original packaging material and shipping container. If you purchased the 4170 POS System through a dealer, and the dealer is unable to answer your questions, please call UTC RETAIL Technical Support at 1.800.349.0546.

This equipment has been tested and found to comply with the limits for a Class "A" digital device, pursuant to Part 15 of the FCC Rules. These limits are designed to provide reasonable protection against harmful interference when the equipment is operated in a commercial environment. This equipment generates, uses, and can radiate radio frequency energy and, if not installed and used in accordance with the instruction manual, may cause harmful interference to radio communications. Operation of this equipment in a residential area is likely to cause harmful interference, in which case the user will be required to correct the interference at his/her own expense.

WARNING: CMOS Battery Damage



Replace your system's CMOS RAM battery only with identical CR-2032 3V Lithium-Ion coin cell (or equivalent) battery type to avoid risk of personal injury or physical damage to your equipment. Always dispose of used batteries according to the manufacturer's instructions, or as required by the local ordinance (where applicable). The damage due to not following this warning will void your motherboard's manufacture warrantee.



All access to internal components is restricted to Authorized Service personnel only.

If applicable, the key for this device should be in the possession of Qualified Service Personnel Only and used for access by an Authorized and Qualified Service Person.

Table of Contents

| | |
|---|---|
| 4170 POS System User Guide..... | 2 |
| Table of Contents..... | 3 |
| Product Information..... | 4 |
| 4170 POS System Components..... | 4 |
| Peripheral Support..... | 4 |
| Logic Module Specifications..... | 5 |
| Rear Panel..... | 5 |
| Rear Panel View..... | 5 |
| COM Port Power..... | 6 |
| Supported Peripheral Options Details..... | 7 |
| Power Requirements..... | 7 |
| PCI Slot Support Options..... | 7 |
| System Installation Guide..... | 7 |

Product Information

4170 POS System Components

You will find the following components inside the 4170 POS System box:

4170 POS
Safety Sheet
A/C power cord

Note: *Options such as the keyboard, customer display, printer and LCD monitor may be shipped in separate boxes.*

Peripheral Support


- The 4170 POS System keyboard options are the UTC RETAIL Model M750 programmable POS keyboard or a standard PC type keyboard.
- The M750 keyboard was designed for POS environments; it has a built-in 3-track MSR and comes in QWERTY layouts.
- The 4170 POS System was designed to coordinate with the UTC RETAIL Pole Display options.
- The 4170 POS System supports many different printers, such as the Epson H6000 or TM-T88.
- The 4170 POS System supports UTC RETAIL 15" flat panel LCD displays. The displays are available in touch screen and non-touch configurations.

Logic Module Specifications

| | 4170 |
|-----------------------------|---|
| Processor | Intel® Celeron® Processor G540, 2.50 GHz |
| System Memory | 4GB (up to 16 GB) |
| Hard Drive (optional) | 320GB |
| Video Memory | Up to 512MB shared memory |
| SVGA | Yes |
| DVI | Yes |
| PCI Express Slots | 1 (optional riser card required) |
| PS2 Keyboard Port | Yes |
| PS2 Mouse Port | Yes |
| RS-232 | 2 |
| USB Interface Ports | 6 |
| Audio Ports | Yes |
| Network Port | 10 / 100 / 1000 Mbps LAN |
| Customer Display (optional) | 2-line x 20 character VFD |
| MSR (optional) | 3-Track |
| Display (optional) | 15" LCD (touch or non-touch) |
| Keyboard options | UTC RETAIL Programmable POS or Standard PC |
| Cash Drawer | Optional |
| Dimensions (W x D x H) | 11.75" x 11" x 4" |
| Operating Systems | Microsoft® Windows® 7 Professional(XP downgrade optional) Microsoft® Windows® POSReady 7 Microsoft® Windows® POSReady 2009 |

Rear Panel

Rear Panel View



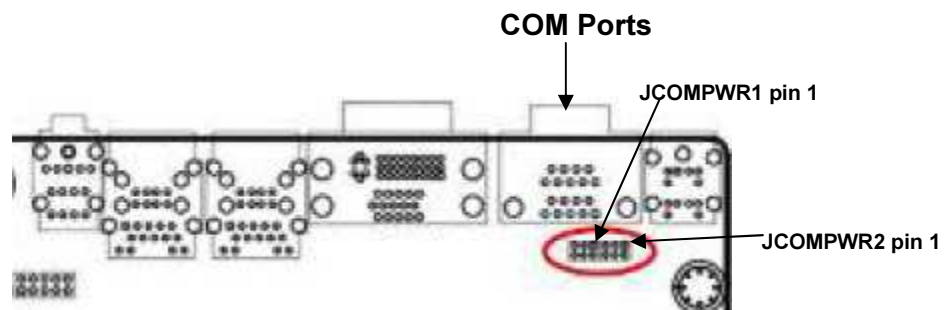
COM Port Power

The RS232 ports (COM1, COM2) can be configured to supply power to pin 9 of their DB9 connector. COM2 is set by default to have +5VDC on its pin 9.

The pin 9 power options are 0, +5, or +12VDC.

Power selection jumpers are located on the motherboard. The table below summarizes the RS232 DB9 pin definitions:

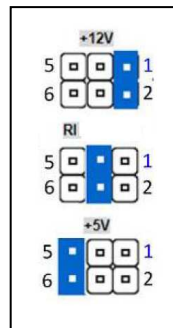
| PIN NO. | 1 | 2 | 3 | 4 | 5 | 6 | 7 | 8 | 9 |
|---------|----|----|----|-----|-----|-----|-----|-----|---------------------|
| Signal | CD | RX | TX | DTR | GND | DSR | RTS | CTS | RI or 5V/12V output |



JCOMPWR1: Selects RI or voltage output for COM1 DB9 pin 9

JCOMPWR2: Selects RI or voltage output for COM2 DB9 pin 9

| Pins jumped | Pin 9 Setting |
|-------------|---------------|
| 1 – 2 | +12V |
| 3 – 4 | RI |
| 5 – 6 | +5V |



Supported Peripheral Options Details

| | USB | Serial | PS/2 |
|---|-----|--------|------|
| LCD Screen Options | | | |
| 15" LCD touch (Elo 1515L, optional 3-track MSR) | ✓ | | |
| 15" LCD non-touch | NA | | |
| Printer Options | | | |
| Epson H6000IV | ✓ | ✓ | |
| Epson TM-T88V | ✓ | ✓ | |
| Keyboard Options | | | |
| UTC RETAIL M750 | | | ✓ |
| Standard PC keyboard | ✓ | | ✓ |
| Pole Display Options | | | |
| PD1200 | ✓ | ✓ | |

Power Requirements

The 4170 POS System uses one AC power cord. A dedicated, clean power source is recommended. UTC RETAIL offers a variety of UPS options. Contact your sales agent.

Voltage: 120 VAC ± 10%

Current: 5 Amps maximum, with all peripherals connected

PCIe Slot Support Options

The PCIe slot can support a standard low-profile PCIe card when an adapter riser card is also installed (UTC RETAIL P/N 11820015).

System Installation Guide

Please refer to the 4170 POS System Installation Guide, which may be downloaded from the UTC RETAIL's website at www.utcretail.com.

Note: The 4170 must be orientated with its rubber feet on the countertop. Do not stand and operate the unit on its side. Consideration should be taken to ensure that none of the unit's air vents are blocked. Blocking the vents may cause damage to the unit.

Please call UTC RETAIL's Technical Support at 800.349.0546 if you have any problems not addressed in the Troubleshooting Procedures or have questions about other sections of this documentation.